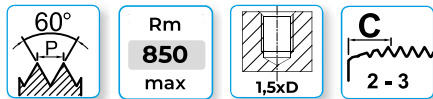


MASCHI A MACCHINA **HSSE M35 5%Co**
SCANALATURE ELICOIDALI - ELICA DESTRA 15° - Imbocco "C"
 Filettatura metrica ISO/DIN 13 - UNI 4535 a passo grosso - **Tolleranza 6G**

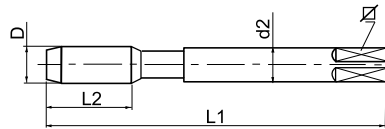
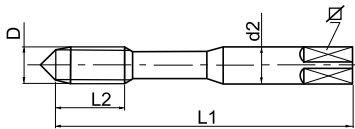
MACHINE TAPS **HSSE M35 5%Co**
SPIRAL FLUTES - RIGHT HELIX 15° - Chamfer form "C"
 ISO Metric Coarse Thread - UNI 4535 - DIN 13 - **Tolerance 6G**


 HSSE



DIN 371 D ≤ 10mm.

DIN 376 D ≥ 12mm.



DIN 371 / DIN 376							4512.6G1	4514.6G1	4512.6GT1	4514.6GT1	4512.6GF1	4514.6GF1
D	p	L ₁	L ₂	d ₂	∠		nudi/naked	nudi/naked	TIN	TIN	HPC	HPC
3	0,5	56	10	3,5	2,7	2,50	20,79	-	29,92	-	*	-
4	0,7	63	13	4,5	3,4	3,30	20,79	-	29,92	-	*	-
5	0,8	70	13	6,0	4,9	4,20	20,79	-	29,92	-	*	-
6	1	80	16	6,0	4,9	5,00	20,79	-	29,92	-	*	-
8	1,25	90	18	8,0	6,2	6,75	23,98	-	35,86	-	*	-
10	1,5	100	20	10,0	8,0	8,50	27,39	-	40,26	-	*	-
12	1,75	110	25	9,0	7,0	10,25	-	*	-	*	-	*

*Prezzo a richiesta / Price on demand

Altre dimensioni su richiesta / Other dimensions on demand

Materiali / Application: **nudo / naked:** P1 - P2 - P3 - P4 / N1 - N2 / N6 - N7
TIN: P1 - P2 - P3 - P4 / K3 - K4 / N1 - N2 - N3 / N6 - N7
HPC: P1 - P2 - P3 - P4 / M1 - M2 / K3 - K4 / N2 - N3 / N7

N.B.: ≥ M8 centro femmina / ≥ M8 female center