

MASCHI A MACCHINA - MACHINE TAPS

MASCHI A MACCHINA **HSSE M35 5%Co**

SCANALATURE DIRITTE - imbocco "C"

Filettatura metrica ISO/DIN 13 - UNI 4535 a passo grosso - 6H

MACHINE TAPS **HSSE M35 5% Co**

STRAIGHT FLUTES - Chamfer form "C"

ISO Metric Coarse Thread - UNI 4535 - DIN 13 - 6H

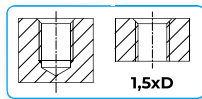
 HSSE



4511.0

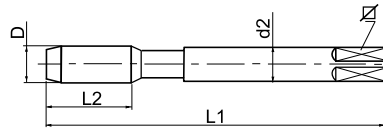
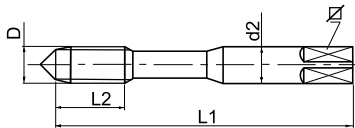



4513.0



DIN 371

DIN 376



		DIN 371				DIN 376			4511.0	4513.0
D	p	L ₁	L ₂	d ₂	∠	d ₂	∠			
2	0,4	45	10	2,8	2,1			1,60	19,69	-
2,5	0,45	50	13	2,8	2,1			2,05	19,69	-
3	0,5	56	10	3,5	2,7			2,50	17,60	-
3,5	0,6	56	11	4,0	3,0			2,90	19,91	-
4	0,7	63	13	4,5	3,4	2,8	2,1	3,30	17,60	19,47
5	0,8	70	13	6,0	4,9	3,5	2,7	4,20	17,60	19,47
6	1	80	16	6,0	4,9	4,5	3,4	5,00	17,60	19,47
7	1	80	16	7,0	5,5			6,00	23,54	-
8	1,25	90	18	8,0	6,2	6,0	4,9	6,75	24,53	22,77
9	1,25	90	18	9,0	7,0			7,75	29,48	-
10	1,5	100	20	10,0	8,0	7,0	5,5	8,50	26,84	25,41
12	1,75	110	25			9,0	7,0	10,25	-	28,71
14	2	110	28			11,0	9,0	12,00	-	40,48
16	2	110	28			12,0	9,0	14,00	-	43,78
18	2,5	125	33			14,0	11,0	15,50	-	66,33
20	2,5	140	33			16,0	12,0	17,50	-	69,52
22	2,5	140	33			18,0	14,5	19,50	-	84,15
24	3	160	39			18,0	14,5	21,00	-	101,53
27	3	160	39			20,0	16,0	24,00	-	131,01
30	3,5	180	46			22,0	18,0	26,50	-	164,78
33	3,5	180	46			25,0	20,0	29,50	-	227,15
36	4	200	50			28,0	22,0	32,00	-	335,06
39	4	200	50			32,0	24,0	35,00	-	450,67
42	4,5	200	55			32,0	24,0	37,50	-	533,61
° 45	4,5	220	60			36,0	29,0	40,50	-	584,76
° 48	5	250	65			36,0	29,0	43,00	-	768,13
° 52	5	250	65			40,0	32,0	47,00	-	877,25

N.B.: M8 ed M10 centro femmina - DIN 376 M4 ÷ M6 centro maschio / M8 and M10 female center - DIN 376 M4 ÷ M6 male center

° Acciaio HSS / HSS steel

Materiali / Application : P1 - P2 - P3 - P4 / K4 / N2 - N3 / N7 - N8 / N11