

MASCHI A MACCHINA - MACHINE TAPS

MASCHI A MACCHINA **HSSE M35 5%Co**

SCANALATURE DIRITTE con IMBOCCO CORRETTO forma "B"

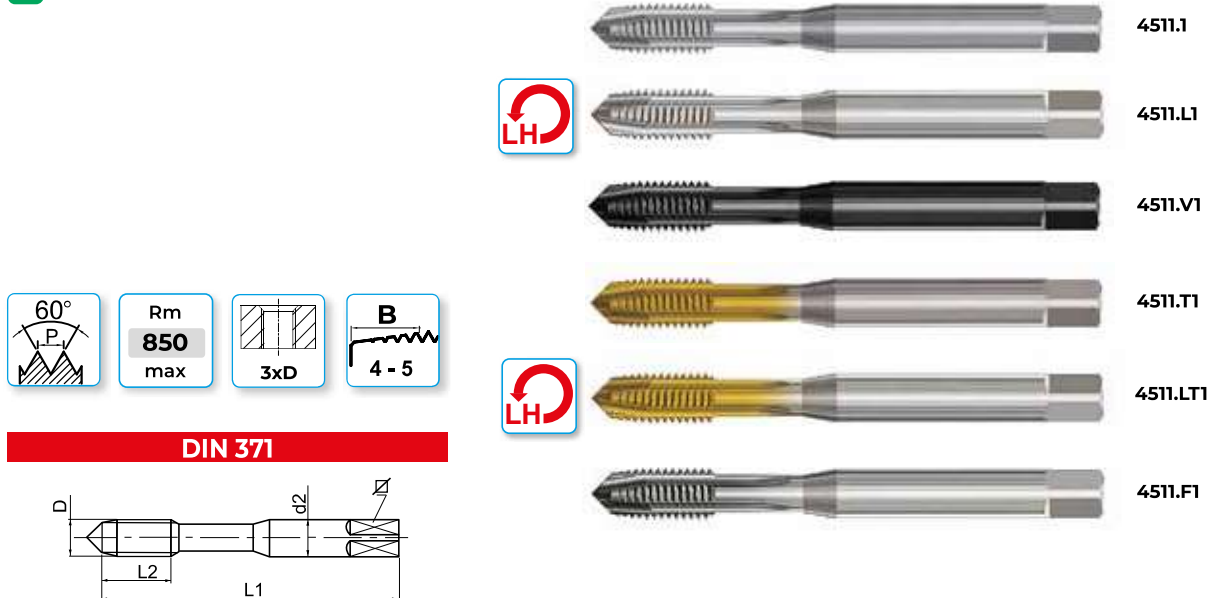
Filettatura metrica ISO/DIN 13 - UNI 4535 a passo grosso - 6H


MACHINE TAPS **HSSE M35 5% Co**

STRAIGHT FLUTES SPIRAL POINT (GUN NOSE) - Chamfer form "B"

ISO Metric Coarse Thread - UNI 4535 - DIN 13 - 6H

 HSSE



DIN 371							4511.1	4511.L1	4511.V1	4511.T1	4511.LT1	4511.F1
D	p	L ₁	L ₂	d ₂	∠		nudi/naked	nudi/naked	ST	TIN	TIN	HPC
2	0,4	45	10	2,8	2,1	1,60	26,07	-	31,24	*	-	*
2,5	0,45	50	13	2,8	2,1	2,05	26,07	-	31,24	*	-	*
3	0,5	56	10	3,5	2,7	2,50	19,03	-	22,88	28,16	-	32,00
3,5	0,6	56	11	4,0	3,0	2,90	22,99	-	26,95	32,78	-	*
4	0,7	63	13	4,5	3,4	3,30	19,03	*	22,88	28,16	*	32,00
5	0,8	70	13	6,0	4,9	4,20	19,47	29,26	22,88	28,71	39,60	32,00
6	1	80	16	6,0	4,9	5,00	19,47	29,26	22,88	28,71	38,06	32,00
7	1	80	16	7,0	5,5	6,00	27,06	-	31,57	41,47	-	*
8	1,25	90	18	8,0	6,2	6,75	22,99	33,44	27,06	35,86	46,31	40,30
10	1,5	100	20	10,0	8,0	8,50	25,41	36,52	29,81	39,93	51,04	45,30

*Prezzo a richiesta / Price on demand

Altre dimensioni su richiesta / Other dimensions on demand

Materiali / Application: nudo / naked: P1 - P2 - P3 - P4 / N1 - N2 / N6 - N7
 ST: P1 - P2 - P3 - P4 / N1 - N2 / N6 - N7
 TIN: P1 - P2 - P3 - P4 / K3 - K4 / N1 - N2 - N3 / N6 - N7
 HPC: P1 - P2 - P3 - P4 / M1 - M2 / K3 - K4 / N2 - N3 / N7

MASCHI A MACCHINA **HSSE M35 5%Co**

SCANALATURE DIRITTE con IMBOCCO CORRETTO forma "B"

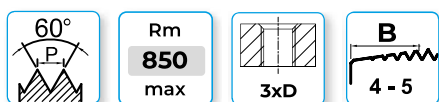
Filettatura metrica ISO/DIN 13 - UNI 4535 a passo grosso - 6H

MACHINE TAPS **HSSE M35 5% Co**

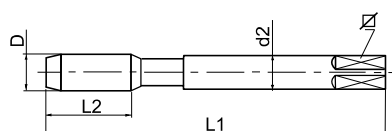
STRAIGHT FLUTES SPIRAL POINT (GUN NOSE) - Chamfer form "B"

ISO Metric Coarse Thread - UNI 4535 - DIN 13 - 6H

 HSSE



DIN 376



4513.1



4513.L1



4513.V1




4513.T1



4513.LT1



4513.F1

DIN 376								4513.1	4513.L1	4513.V1	4513.T1	4513.LT1	4513.F1
D	p	L ₁	L ₂	d ₂	∠		nudi/naked	nudi/naked	ST	TIN	TIN	HPC	
4	0,7	63	13	2,8	2,1	3,30	21,89	-	25,52	31,68	-	*	
5	0,8	70	13	3,5	2,7	4,20	21,89	-	25,41	30,69	-	*	
6	1	80	16	4,5	3,4	5,00	21,89	-	25,41	30,69	-	*	
8	1,25	90	18	6,0	4,9	6,75	24,64	-	29,04	37,51	-	39,85	
10	1,5	100	20	7,0	5,5	8,50	26,29	-	30,69	40,70	-	45,32	
12	1,75	110	25	9,0	7,0	10,25	33,11	49,94	37,84	49,50	69,52	58,51	
14	2	110	28	11,0	9,0	12,00	44,00	63,36	49,72	63,25	86,02	77,03	
16	2	110	28	12,0	9,0	14,00	48,29	73,81	54,34	71,28	94,05	80,93	
18	2,5	125	33	14,0	11,0	15,50	72,82	*	80,08	99,66	*	113,50	
20	2,5	140	33	16,0	12,0	17,50	77,99	*	92,95	112,09	*	126,62	
22	2,5	140	33	18,0	14,5	19,50	92,73	*	104,50	137,94	*	*	
24	3	160	39	18,0	14,5	21,00	111,76	*	132,66	166,54	*	*	
27	3	160	39	20,0	16,0	24,00	144,10	*	158,07	189,97	*	*	
30	3,5	180	46	22,0	18,0	26,50	194,92	*	212,74	276,54	*	*	
33	3,5	180	46	25,0	20,0	29,50	269,50	-	292,93	350,02	-	-	
36	4	200	50	28,0	22,0	32,00	361,90	-	381,37	474,43	-	-	
39	4	200	50	32,0	24,0	35,00	486,20	-	503,25	601,92	-	-	
42	4,5	200	55	32,0	24,0	37,50	575,30	-	604,23	721,60	-	-	
°45	4,5	220	60	36,0	29,0	40,50	631,07	-	664,95	813,89	-	-	
°48	5	250	65	36,0	29,0	43,00	816,31	-	858,33	1037,74	-	-	
°52	5	250	65	40,0	32,0	47,00	943,03	-	1001,33	1166,00	-	-	

°Acciaio HSS / HSS steel

*Prezzo a richiesta / Price on demand

Materiali / Application: nudo / naked: P1 - P2 - P3 - P4 / N1 - N2 / N6 - N7

ST: P1 - P2 - P3 - P4 / N1 - N2 / N6 - N7

TIN: P1 - P2 - P3 - P4 / K3 - K4 / N1 - N2 - N3 / N6 - N7

HPC: P1 - P2 - P3 - P4 / M1 - M2 / K3 - K4 / N2 - N3 / N7