

MASCHI A MACCHINA - MACHINE TAPS

MASCHI A MACCHINA **HSSE M35 5%Co**

SCANALATURE DIRITTE con IMBOCCO CORRETTO forma "B"

Filettatura metrica ISO/DIN 13 – UNI 4535 a passo grosso – **Tolleranza 6H + 0,10**

MACHINE TAPS **HSSE M35 5%Co**

STRAIGHT FLUTES SPIRAL POINT (GUN NOSE) - Chamfer form "B"

ISO Metric Coarse Thread – UNI 4535 – DIN 13 – **Tolerance 6H + 0,10**

 HSSE



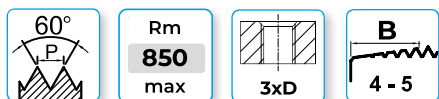
4811.1
4813.1



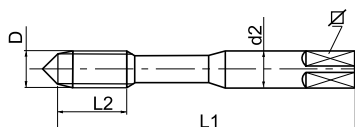
4811.T1
4813.T1



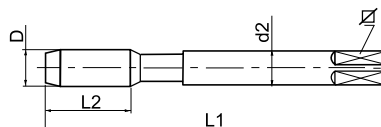
4811.F1
4813.F1




DIN 371 D ≤ 10mm.



DIN 376 D ≥ 12mm.



DIN 371 / DIN 376							4811.1	4813.1	4811.T1	4813.T1	4811.F1	4813.F1
D	p	L ₁	L ₂	d ₂	∠		nudi/naked	nudi/naked	TIN	TIN	HPC	HPC
3	0,5	56	10	3,5	2,7	2,50	22,66	-	31,68	-	35,68	-
4	0,7	63	13	4,5	3,4	3,30	22,66	-	31,68	-	35,68	-
5	0,8	70	13	6,0	4,9	4,20	22,66	-	31,68	-	35,68	-
6	1	80	16	6,0	4,9	5,00	22,66	-	31,68	-	35,68	-
7	1	80	16	7,0	5,5	6,00	*	-	*	-	*	-
8	1,25	90	18	8,0	6,2	6,80	25,19	-	37,62	-	46,21	-
10	1,5	100	20	10,0	8,0	8,50	27,83	-	41,91	-	50,75	-
12	1,75	110	25	9,0	7,0	10,30	-	37,73	-	56,10	-	67,65
14	2	110	28	11,0	9,0	12,00	-	*	-	*	-	*
16	2	110	28	12,0	9,0	14,00	-	*	-	*	-	*

*Prezzo a richiesta / Price on demand

Altre dimensioni su richiesta / Other dimensions on request

Materiali / Application: **nudo / naked:** P1 - P2 - P3 - P4 / N1 - N2 / N7

TIN: P1 - P2 - P3 - P4 / K3 - K4 / N1 - N2 - N3 / N6 - N7

HPC: P1 - P2 - P3 - P4 / M1 - M2 / K3 - K4 / N2 - N3 / N7