

MASCHI A MACCHINA - MACHINE TAPS

PUNTE MASCHIO **HSSE M35 5%Co**

SCANALATURE ELICOIDALI - Imbocco "C"

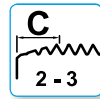
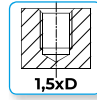
Filettatura metrica DIN 8140-2 "**EG**" per filetti riportati

MACHINE DRILL TAPS **HSSE M35 5%Co**

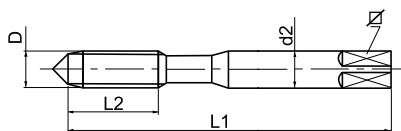
SPIRAL FLUTES - Chamfer form "C"

Iso Metric Coarse Thread DIN 8140-2 "**EG**" for wire thread inserts

 HSSE

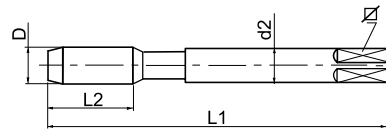


DIN 40435



≤ M8

DIN 40435



≥ M10

DIN 40435									4312.1	4314.1	4312.3	4314.3	4312.F3	4314.F3
D	P	∅ mm	L ₁	L ₂ ⁽¹⁾	d ₂			Elica destra 15° Right helix 15°	Elica destra 15° Right helix 15°	Elica destra 40° Right helix 40°	Elica destra 40° Right helix 40°	Elica destra 40° Right helix 40° TX	Elica destra 40° Right helix 40° TX	
3	0,5	3,65	63	7	4,5	3,4	3,15	32,49	-	33,77	-	44,55	-	
4	0,7	4,91	70	8	6,0	4,9	4,20	32,49	-	33,77	-	44,55	-	
5	0,8	6,04	80	10	6,0	4,9	5,25	32,49	-	33,77	-	44,55	-	
6	1	7,30	90	13	8,0	6,2	6,30	32,76	-	40,92	-	55,99	-	
8	1,25	9,62	100	15	10,0	8,0	8,40	37,90	-	44,44	-	64,13	-	
10	1,5	11,95	100	15	9,0	7,0	10,50	-	46,02	-	59,95	-	80,41	
12	1,75	14,27	110	20	11,0	9,0	12,50	-	59,28	-	79,53	-	105,05	
16	2	18,60	125	25	14,0	11,0	16,50	-	-	-	124,30	-	155,54	

⁽¹⁾ lunghezza filetto elica 15° maggiore dei valori indicati / length of thread in helix 15° version larger than data indicated

Materiali / Application: nudo / naked: P1 - P2 - P3 - P4 / N1 - N2 / N6 - N7

TX: P1 - P2 - P3 - P4 / M1 - M2 / K3 - K4 / N2 - N3 / N7