

## M

## MASCHI A MACCHINA - MACHINE TAPS

MASCHI A MACCHINA **HSSE M35 5%Co**

SCANALATURE ELICOIDALI - ELICA DESTRA 40° - Imbocco "C"

Filettatura metrica ISO/DIN 13 - UNI 4535 a passo grosso - **Tolleranza 7G**

MACHINE TAPS **HSSE M35 5%Co**

SPIRAL FLUTES - RIGHT HELIX 40° - Chamfer form "C"

ISO Metric Coarse Thread - UNI 4535 - DIN 13 - **Tolerance 7G**

 HSSE



4512.7G3  
4514.7G3



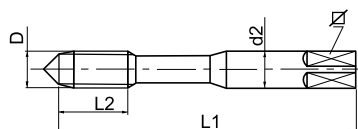
4512.7GT3  
4514.7GT3



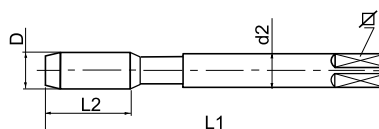
4512.7GF3  
4514.7GF3




**DIN 371 D ≤ 10mm.**



**DIN 376 D ≥ 12mm.**



DIN 371 / DIN 376							4512.7G3	4514.7G3	4512.7GT3	4514.7GT3	4512.7GF3	4514.7GF3
D	p	L <sub>1</sub>	L <sub>2</sub>	d2	∠		nudi/naked	nudi/naked	TIN	TIN	HPC	HPC
3	0,5	56	5	3,5	2,7	2,50	22,00	-	30,30	-	35,02	-
4	0,7	63	7	4,5	3,4	3,30	22,00	-	30,30	-	35,02	-
5	0,8	70	8	6,0	4,9	4,20	22,00	-	30,30	-	35,02	-
6	1	80	10	6,0	4,9	5,00	22,00	-	30,30	-	35,02	-
8	1,25	90	13	8,0	6,2	6,75	25,41	-	37,49	-	42,93	-
10	1,5	100	15	10,0	8,0	8,50	27,50	-	42,55	-	50,42	-
12	1,75	110	18	9,0	7,0	10,25	-	38,61	-	55,67	-	63,53
14	2	110	20	11,0	9,0	12,00	-	52,69	-	73,35	-	85,25
16	2	110	20	12,0	9,0	14,00	-	60,28	-	82,13	-	98,44

Altre dimensioni su richiesta / Other dimensions on demand

Materiali / Application: nudo / naked: P1 - P2 - P3 - P4 / N1 - N2 / N6 - N7  
 TIN: P1 - P2 - P3 - P4 / K3 - K4 / N1 - N2 - N3 / N6 - N7  
 HPC: P1 - P2 - P3 - P4 / M1 - M2 / K3 - K4 / N2 - N3 / N7

**N.B.:** ≥ M8 centro femmina / ≥ M8 female center